



**EarlyON**  
Child and Family Centre

# EarlyON 2023

## A Year in Review

Data presented for January 1 to December 31, 2023

# 29 EarlyON

locations open across the District of Nipissing



17 sites located within schools



## Sessions Offered



**2,701**  
Drop-in



**208**  
Outdoor



**9**  
Virtual  
Phased out as covid-19 restrictions lifted



**14** locations offer French or Bilingual programs & services



**2** locations offered weekend programs while **5** offered evening programs

## Adults



**1,448**  
unique served

**14,127**  
total visits

## Children




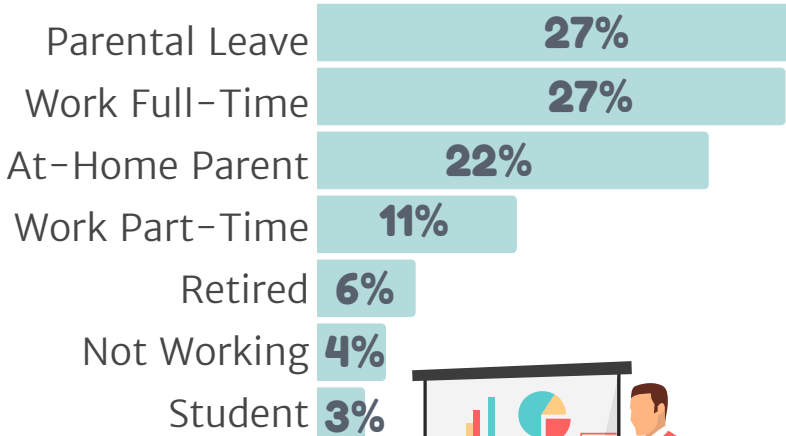
**1,753**  
unique served

**17,900**  
total visits

# Adult Demographics

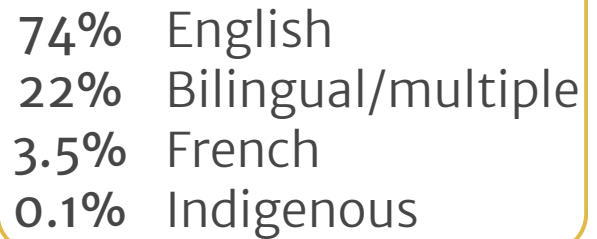
Values represent the percentage of participants that completed the corresponding section of their EarlyON profile.

## Employment Status



## Language & Culture

### Spoken at home



**15.2%**  
Indigenous



**3.2%**  
Francophone



**86%** married  
or common-law  
**14%** are lone  
parent families

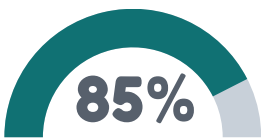


**50.5%**  
have annual  
household income  
of \$80k or more



**57.7%**  
have a  
post-secondary  
degree/diploma

**Female**



**36 yrs.**  
Average Age

**11**  
Average Visits

**Male**



**37 yrs.**  
Average Age

**6**  
Average Visits

# Child Demographics

Values represent the percentage of participants that completed the corresponding section of their EarlyON profile.

**3<sup>1</sup>/<sub>4</sub> years**

average age of children attending programming



## Site Attendance by Language

**65%**

Bilingual

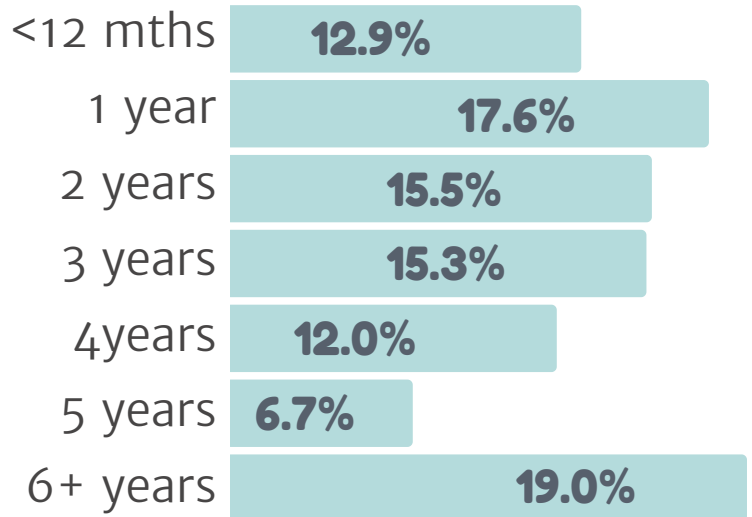
**32%**

English

**3%**

French

## Age Groups of Children Served



## Attendance Trends

Children served has increased **38%** from 2022, approaching pre-pandemic service levels.

**41%**

of children attended 2 or more EarlyON locations in 2023